




HQ & Factory 424-12 Cheongcheon-dong, Bupyeong-gu, Incheon, Korea
SEOUL, KOREA_ +82-32-510-3502 MILAN, ITALY_ +39-031-970125
www.dgen.com

Artrix GT

Take pride in your textile

Stylish, Creative & Green Planet



Artrix GT

More business opportunities !

Thanks to the easy and quick samples provided by Artrix/GT and high productivities of it's 100m²/h, Artrix/GT gives you more opportunities of business. You can produce medium run within a day and enjoy on-demand production that allows risk free business without inventory.

More profitable business, less labor cost !

Artrix/GT allows for "non-price" competitiveness, providing high quality unlimited color gradations and unlimited size variations of textile printing, that brings you more profitable business. Recent textile business request a higher salary rate, which requires a change in cost evaluation by saving the cost per area(m²) rather than the cost of labor.

More green, high productivity, no-loss !

With Artrix/GT, digital textile printing generates much less pollution than traditional method, allowing textile business to become urban business. Also, the high productivity of Artrix/GT results in a no-differences and no-loss production line, which saves costs dramatically.

It's not just about printing on textile.
It's about More Business, More Profit, More Green
and Digital Printing on Textiles.



Speed up to **100** m²/h by 540dpi, 4colors

Artrix GT

Take pride in your textile

Artrix GT- true industrial textile printer designed for no downtime during jobs, allows continuous production for 24 hours a day.

Artrix GT allows the mass production of far superior quality with various designs, by the low cost than the competitors.

1 Good run-ability for no-loss, no-difference production.

The Artrix/GT is designed with 508 advanced nozzles print-head and perfectly integrated Ink, RIP s/w and CMS s/w allowing good run-ability and no-loss production.

2 Belt type feeding system with adhesive blanket technology.

The adhesive belt allows stable fabric feeding even with strong elastic 2-way spandex. Equipped with a belt washing and drying system that keeps the belt clean at all times and maintains high quality printing.

3 Easy operation like a desktop printer.

d-gen provides a full integration of printer, ink, RIP s/w, color s/w, and pre-treatment recipe as one application. Printing on textile becomes as easy as printing paper from a desktop printer.

Industrial Textile Printer combining cost efficiency, No production loss with great productivity.



Wrinkle Free Expander
spreads and unrolls the edges of the strong elastic fabric that attach to the belt evenly.




EPC (Electronic Position Control Function)
keeps fabrics edges in a position with high accuracy.



8 Latest Print Heads with Staggered Layout
advanced 508 nozzles print heads with staggered layout provides up to 100m²/h by 4 colors / 3 pass mode.



Large Volume Ink Cartridge
2kgs ink cartridge can be set to "8 colors" or "double 4 colors" and enables you to refill inks while printing.



Detachable Belt Washing Unit
keeps the belt clean and extends adhesiveness.



Droplet Detection (optional)
automotive head nozzles check ink system to prevents the loss and the waste of time.



Built in Dryer
dries fabric after printing. Some thicker or heavier fabrics may need professional 2nd dryer, optionally.

OPTIONS



■ **HeatMAN GT(Heat Fixation unit)**
allows same time printing and fixation for polyester. The embedded computer controls color activation speed and temperature proportional to the amount of ink, automatically.



■ **Steamer ST-4000**
easily installable and comfortable for small quantity productions. Maximum of 104°C and 40 liner meter/h processing for cotton.



■ **FumeBuster FB-1800**
suction unit for HeatMan maintains internal temperature and purifies the air resulted with 5 filters.



■ **TU-400(take up unit)**
bigger take-up unit than built-in one (about 400m/roll; base on 65g/m² standard).



■ **JFR-3000, JRT-3000 (jumbo roll feeder and take up unit)**
professional jumbo roll feeder and jumbo roll take-up unit (about 3000m/roll fabric; base on 65g/m² standard).

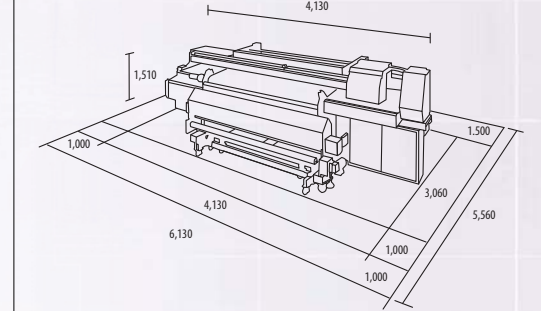
Artrix GT specification

Model	d-gen TX7400/8s				
Maximum Printing Width	210 ~ 1,800 mm		Printing Method	Piezo inkjet	
Printing Head	8 Head		Maximum Resolution	720 x 720dpi	
Printing Speed		4 color	8 color	Media Feeding System	Belt(blanket) Type with automatic washing unit
	Quality Mode	140m ² /h	70m ² /h	Fabric Thickness	Height adjustment max. 12mm
	Good Quality Mode	100m ² /h	50m ² /h	Head Cleaning	Automatic and Manual Head Cleaning
	High Quality Mode	70m ² /h	35m ² /h	Interface	Base - T (CAT.6)
	Best Quality Mode	35m ² /h	18m ² /h	Outside Dimensions	W4,010mm X D 1,550mm X H 1,600mm
Power	Printer : AC 380V, 3 Phase + N + PE, 7A, 50/60 Hz			Operational Environment	Power On - Temperature: 16~24°C / Humidity: 40~65%
	Dryer : AC 380V, 3 Phase + N + PE, 13A, 50/60 Hz				

Artrix GT



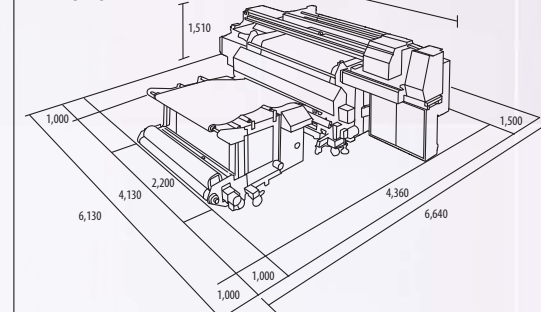
setup space



Artrix GT with ST-4000



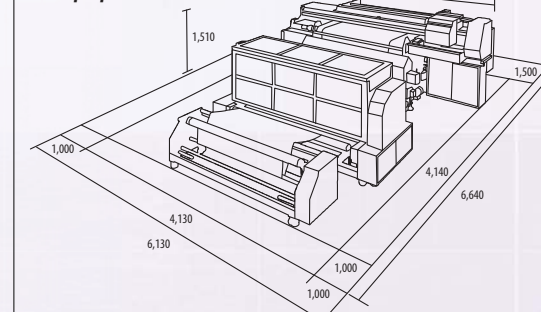
setup space



Artrix GT with HeatMAN GT and TU 400



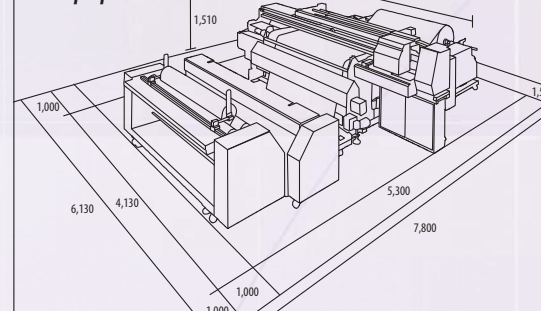
setup space



Artrix GT with JRF 3000, HeatMAN 1500 and JRT 3000



setup space



d·gen CMS Color Management System

CMS guarantees not only vivid and rich colors but also standardize color reproduction. CMS allows easy color matching and transferring of the colors correctly to a 3rd party.

The color you choose on the computer monitor becomes the final color printed on the textile after steam and wash.

- ✓ ***Is it possible to match the color on the monitor with the one you scanned?***
- ✓ ***Is it possible to match the color on the monitor with the printed color on the textile?***

d·gen CMS provides an ideal working environment for the professional textile designer with superb function and stable conditions for the desired color and re-production.

● Why CMS in Digital Textile Printing

Easier and more ecological than traditional textile printing, CMS on digital textile printing allows you to re-call color that was saved in the computer before. For this, CMM (color matching module) creates the color you desire and CMS(color management system) manages it, as necessary.

● Committed to color accuracy starting by matching and choosing colors on the Monitor only, not with our eyes!

To minimize wasting of time and cost, it's necessary to match the colors on the monitor with the colors on the final printed textile. But to check the print outs by Inks based on CMYK with the color monitor based on RGB, it's only available through professional CMS monitor which is possible to control and adjust color temperature and full support of Adobe RGB color.

What is Profiling?

Profile is the file containing the color tone that the dyeing machine and the color monitor screen must reproduce. A specific software identifies the wanted color and converts it to an ICC Profile readable by the computer. This converted profile does the color matching between the color monitor and the dyeing machine, making sure they are identical and facilitating the management and production of constant material.

Eizo ColorEdge monitor CG245W

Hardware calibration and built-in accurate gamma value allow of nice gradation without color tone jump together with wide color gamut for the perfect white balance. A built-in color swing sensor allows automatic calibration.



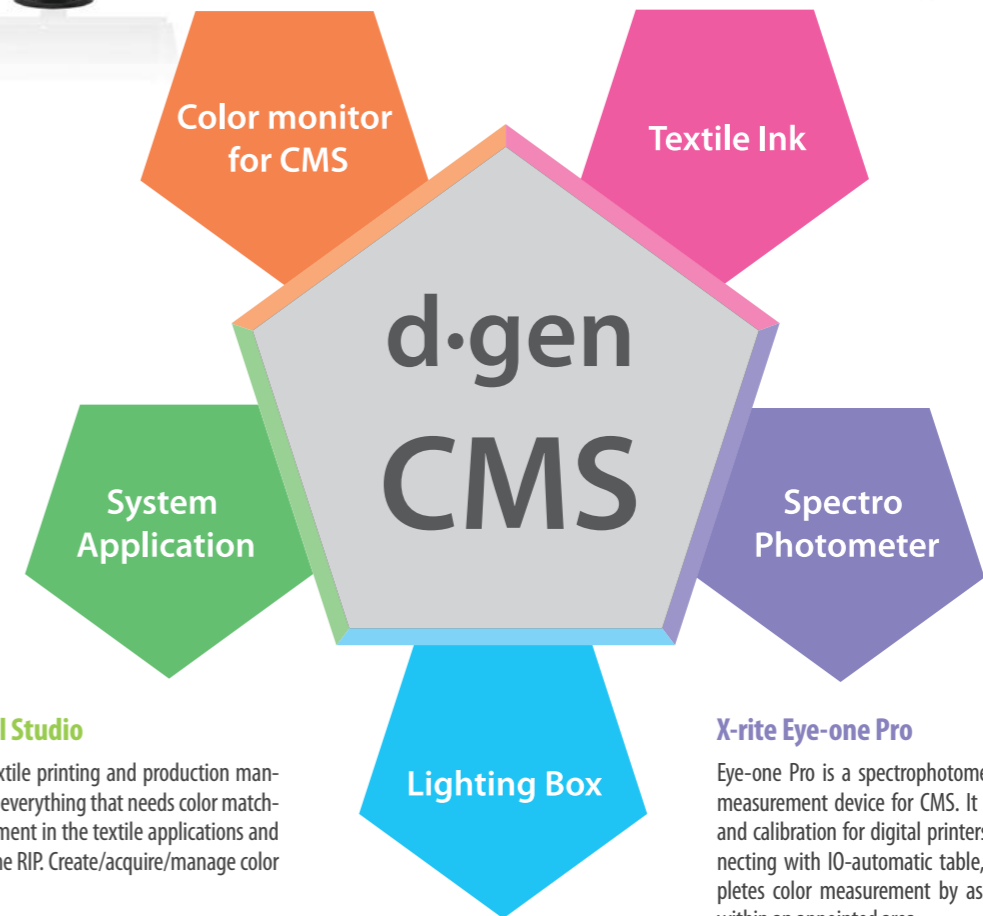
Color monitor for CMS

d·gen Textile Ink

Most optimized ink for d·gen textile printers, together with vivid colors and good run-ability. This Eco-friendly ink meets the requirements of EU's REACH Regulation.



Textile Ink



d·gen Digital Studio

for the digital textile printing and production management, it does everything that needs color matching and management in the textile applications and creates files for the RIP. Create/acquire/manage color charts, etc.




X-rite Eye-one Pro

Eye-one Pro is a spectrophotometer which is a color measurement device for CMS. It works for ICC profile and calibration for digital printers and monitors. Connecting with IO-automatic table, automatically completes color measurement by assigning the position within an appointed area.



Lighting Box

It provides the best fluorescent daylight simulation available today in a construction that will meet your needs. Together with exceptional versatility and quality, it offers the best value when evaluating color quality and uniformity for the important space.



**Easy and powerful
Advanced function for
color control !**

Easy control of color reproduction and efficient digital textile printing process software

d·gen Digital Studio

d·gen Digital Studio

It's not magic! It's dDS

- **Print your own design with any desired colors on textile.**
- **The color displayed in the monitor is the final printing result on textile with the exactly same color after steam and wash.**
- **Easy reproducing; view all of the database, image, draft, ink usage and fabric roll pre-treatment recipe with a clicks!**


dDs is not for making color more vivid and deeper.

dDS is for digital textile printing production management which allows reproduction anytime with same colors by applying objective and standardized colors which were saved in computer.

dDS is Photoshop plugged in S/W which expands such functions ;

- CMM (Color Matching Management; creation of standardize and/or objective colors) and CMS (Color Management System) for color creation and management.
- File creation for RIP SW.
- Creation/Acquire/Manage function for color chart

As a result, reproduction becomes easier and better with the exactly same colors which used before.



• **Making colors as you wish ! Manage colors as you want!**

dDS generalizes the color in your design or any raster image file, as if measuring length by ruler and weight by scale. Rather than adjusting jetting quantity of ink, through its own Color Matching and/or Color Management System, dDS prevents print color differences from the same color image today vs. yesterday and/or color differences from 2 printers with the same color image from the one computer at the same time, and it provides consistent output for different ink-set and fibers.



• **Make your own color chart!**

In addition to standard color charts like pantone or DIC, dDS enables you to make your own color chart by standard ICC. By using the color chart with their own code, you can provide consistent and accurate colors and apply them to your customer's design fast and easily.



• **Manage your design & production database, fast and easy!**

Fine and delicate color expression is now available; dDS standardizes mixture ratios of dyestuff used in traditional printing by percentage (%). You can easily change and adjust color value as you wish and the color value can be reused anytime at your disposal. Also dDS, as like professional production data management applications, allows easy re-production by providing database for color way, color separation file, amount of ink, and the recipe for pre-treatment for fabric.



• **Achieve the same halftone of traditional printing through digital printing!**

With the halftone simulation, it is possible to represent traditional halftone into digital. You will satisfy your customer's needs by producing a wide variety of samples. The selected samples which produce by DTP can then be used for mass production by TTP as well. This simulation function also lets you be free from repeated color adjustment and saves time and costs (screens, fabric, ink, labor etc).